






Sunshine toast



You will need

- Margarine or butter
- Bread
- Small or medium egg
- Cookie cutter
- Baking sheet

1. To start with dip a paper towel into some butter and rub it over the baking sheet.

2. Spread some butter on one side of the bread, then use the cutter to cut a shape in the centre of the bread

3. Place the bread on the baking sheet with the butter facing upwards.

4. Break an egg into the whole in the bread and put the baking sheet in the oven.

5. Bake the bread for 7 minutes or a little longer if you do not like a runny yolk.

6. Wearing oven gloves carefully lift the baking sheet out of the oven and with a fish slice lift the pieces of toast onto a plate.



*The toast needs to be eaten as soon as it's been cooked.